

Fault Detection in Wireless Sensor Network Based on Deep Learning Algorithms

R. Regin^{1,*}, S. Suman Rajest² and Bhopendra Singh³

¹Assistant Professor, Department of Information Technology, Adhiyamaan College of Engineering, Tamil Nadu, India.

²Researcher, Vels Institute of Science, Technology & Advanced Studies (VISTAS), Chennai, Tamil Nadu, India.

³Associate Professor, Amity University, Dubai. E-mail: bsingh@amityuniversity.ae

Abstract

This paper is about Fault detection over a wireless sensor network in a fully distributed manner. First, we proposed the Convex hull algorithm to calculate a set of extreme points with the neighbouring nodes and the duration of the message remains restricted as the number of nodes increases. Second, we proposed a Naïve Bayes classifier and convolution neural network (CNN) to improve the convergence performance and find the node faults. Finally, we analyze convex hull, Naïve bayes and CNN algorithms using real-world datasets to identify and organize the faults. Simulation and experimental outcomes retain feasibility and efficiency and show that the CNN algorithm has better-identified faults than the convex hull algorithm based on performance metrics.

Keywords: Wireless sensor network, Fault detection, Convolution neural network, convex hull, Naive-Bayes, performance metrics and energy efficiency.

Received on 04 January 2021, accepted on 17 April 2021, published on 03 May 2021

Copyright © 2021 R. Regin *et al.*, licensed to EAI. This is an open access article distributed under the terms of the [Creative Commons Attribution license](#), which permits unlimited use, distribution and reproduction in any medium so long as the original work is properly cited.

doi: 10.4108/eai.3-5-2021.169578

*Corresponding author. Email: regin12006@yahoo.co.in

1. Introduction

Due to recent advances in wireless communication and embedded computing, wireless sensor networks can deliver various applications identified. Wireless sensor networks have been widely used to support various monitoring and control applications, such as environmental surveillance, industrial sensing, or traffic checking. WSNs include enormous quantities of small, low power, wireless devices, for example, monitoring the environment, industrial sensing, or traffic. WSNs include huge quantities of wireless devices, small, low power, regularly sent at remote and badly arranged locales. Various mobile and unavoidable applications are always gathering and handling data from the physical world and giving data about the detected condition or occasions at a high level of detail. Specifically, SVM is a classification algorithm with the advantages of broad applicability, sparsity of information, and optimal worldwide. Preparing an SVM requires a quadratic dimensionality optimization

issue based on the preparation set's cardinality. A subset of the preparation set, known as support vectors, communicates the subsequent discriminating guideline [12]. In new studies, distributed SVM preparation was investigated due to tight energy, data transfer capacity, and various imperatives on wireless sensor systems' communication capabilities. One methodology is a parallel structure of centralized SVM [16], [10]. When the information collection of training is enormous, partial SVMs are obtained using small subsets of training and joined in a combination focus. This methodology can handle huge information sizes but can be applied only if a central processor is accessible to join the incomplete, partial support vectors [17-24]. The arbitrary partitioning of the data set is not constantly guaranteed to the concentrated SVM [7]. Then again, there are completely appropriate methodologies for the whole SVM utilizing conveyed enhancement strategies [25-32].

Since SVM is a quadratic advancement issue, an existing convex optimization method can be utilized. A distributed SVM was introduced in [4] that receive the multiplier exchange direction technique [3].

This methodology relies on neighbourhood message trading and is proven to be linked to centralized SVM. As the gradient-based iteration should maintain the connection between nodes until combination, it may result in enormous intercommunication costs. Also, the traded message duration may turn out to be incredibly long in a nonlinear situation [33-37]. These problems make wireless sensor network applications inappropriate. Another distributed SVM class, which did not rely on the gradient method, relies on the distributed support vectors obtained from neighbouring information collections [2], [1]. These gossips based distributed SVM methodologies ensure intermingling when the marked classes are linearly divisible. When they are not directly distinguishable, these methodologies can be rough, even though not guaranteed, intermingling with the SVM arrangement. The concept of gossip-based gradual SVM with a geometric depiction is used in this article. The geometric understanding of SVM relies on the concept of the convex hull and the nearest geometric point calculations [11], [8]. Not at all like the incremental support vectors based on gossip [14]. At that point, we recognize the fault in the system we proposed and analyzed methods, such as convex hull, Naïve Bayes and CNN [15]. The Convolution Neural Network gives better fault detection when compared to the other methods. This paper's structure is as follows. Section 2 emphasizes the suggested framework model in this work; section 3 clarifies the findings of the experiments, and chapter 4 concludes the paper [38-43].

2. Methodology

We are using algorithms such as the convex hull, Naïve Bayes, and CNN algorithm in this proposed work. In the convex hull algorithm, the message is exchanged only with adjacent nodes [44-51]. The network link's topology is fundamentally decided with one-hop communication where the proportion of traded information can be controlled, even in the most pessimistic scenario. The naïve Bayes classifier and CNN algorithms identify the system faults in a wireless sensor network to improve the power and convergence performance [5]. The CNN technique achieves better performance when compared to other techniques [13]. Generally, a fault can happen to a physical layer device, as shown up underneath Figure 1. Deficiency is a deviation of, on any occasion, one trademark property or parameter of the system from conventional activity [52-59]. For example, insufficiencies can occur in light of the way that a network node is broken due to low battery, correspondence impedance, physical damage, and environmental deterrent [60-61].

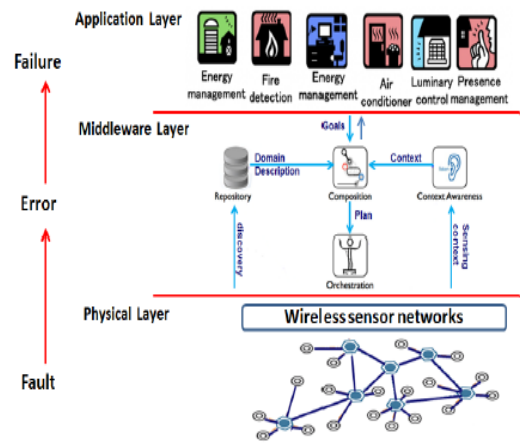


Figure 1. Architecture of Sensor Network Application

Error is an incorrect distinguishing of a state or occasion in the given space at the middleware layer due to a deficiency. An error is an effect whose reason is some lack. This considers a logically outrageous issue with the devices since they are alive anyway, identifying inaccurately. Therefore, services fail at the application level either due to middleware error or the physical layer [6]. Therefore, failures in such dynamic and interactive systems can result in user displeasure. For instance, various sensors are used to identify a user in a smart home. When a user comes home, the system settings are configured according to user preferences. Failure to correctly identify the user can result in an unexpected system configuration. Faults in any device can lead to the inappropriate control and usage of devices in the physical environment [9]. For example, incorrect sensing of temperature sensor readings can cause over-cooling or overheating in the room or physical space.

2.1. Convex Hull Algorithm

Convex hull for a set S can likewise be characterized as the arrangement of focuses that can be communicated as arched mixes of the points in that set S . Convex hulls have their image processing applications, design acknowledgement, etc. medicinal recreations. A convex hull is diverse for various items since it depends on the feature point of each object. The convex hull can be characterized for the object of any sort with any number of measurements. The convex hull's complexity and extreme points are focused on the feature space's dimensionality.

In Feature Space, Convex Hull Algorithm

Input: set $N_0 = \{c_1\}$ and $N = \emptyset$, arbitrarily picked $c_1 \in C$
 Initialize: $C^* = C - N_0$
 Until C^* is empty,
 Get $c \in C^*$, update $C^* = C^* - \{c\}$

If Checkpoint (c, No) = False, N = No - {c}
 Until No is empty,
 Get k ∈ No, update No = No - {y}
 If Checkpoint (k, N - {k}) = True, N = N - {y}
 No = N
 Output: the extreme point set of C, E(C) = No

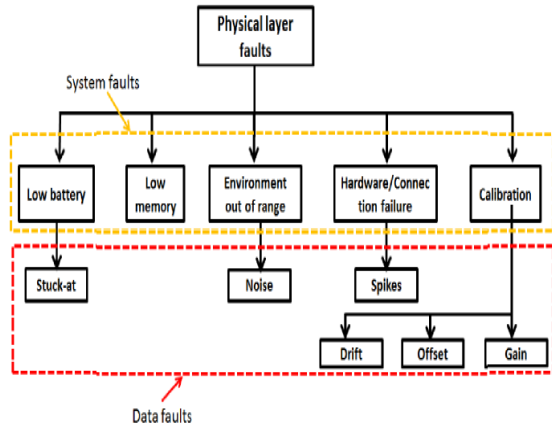


Figure 2. Faults in Wireless Sensor Network

The performance of machine learning techniques to detect faulty sensor readings and classify data and system fault types in WSNs is shown in Figure 2. Classifying the type of data and system faults is necessary to confirm the accuracy of a WSN. Differentiating data faults from system faults is essential to identify the causes of failure and to offer precise recovery action. In the first step, we collect data from multiple sensors at the base station. We operate under the assumption that at the time that we collect this data from these sensors, faults have not yet conceded into the sensors. At the second step, to apply machine learning techniques, the fault detection problem is formulated into a binary classification problem where the fault types are learned from the given dataset and used as reference models to classify new runtime observations and concludes whether the sensor reading is faulty or not. Our goal is to identify and classify the type of fault and take actions to recover from faults.

2.2 Naïve Bayes

Naive Bayes is one of the most effective and effective learning algorithms for inductive learning. Naive Bayesian classifier is a simple classification scheme that estimates the class-conditional probability by assuming that the attributes are conditionally independent given the class label c . The conditional hypothesis of independence can be indicated officially as follows

$$P(C|A) = c = \prod_{i=1}^n P(A_i|C = c)$$

Where each attribute set $A = \{A_1, A_2, \dots, A_n\}$ is made up of the values of n attributes. Instead of calculating the class conditional probability for each grouping of A , only estimate the conditional probability of each A_i given C with the conditional independence assumption. The latter strategy is more practical because it does not require a very big training set to get a decent assessment of the probability.

$$P(C|A) = \frac{P(C) \prod_{i=1}^n P(A_i|C)}{P(A)}$$

Since $P(A)$ is set for each A , choosing the class that maximizes the numerator word is adequate.

$$P(C) \prod_{i=1}^n P(A_i|C)$$

There are several benefits to the naive Bayesian classifier. It's simple to use, and unlike other approaches to classification, you only need to scan the training data once. The naïve Bayesian classifier can manage missing attribute values readily by merely omitting the likelihood of membership in each class. The algorithm of the SVM naïve Bayers classifier is described as follows.

Algorithms

- Read information
- Create a cvpartition purpose that defines folds
- Create a guidance set
- Create an analysis set
- compute the class likelihood
- normal training set distribution percentage

Parameters

- test set probability
- kernel supply
- test set estimate likelihood
- re-structure
- get an anticipated test set output
- compare expected output with the actual set

Naive Bayes requires better fault detection as it is necessary to calculate the probabilistic models from a continuous distribution. This means the training phase is pretty fast. The computing time, the best algorithm for classification error, appears to be the Naïve Bayes algorithm. The Naïve Bayes algorithm is better than the convex hull algorithm.

2.3 Convolution Neural Network

A convolutional neural network (CNN) is a specific type of artificial neural network that uses perceptron, a machine learning unit algorithm, for supervised learning to analyze data. CNN's apply to image processing, natural language processing and other kinds of cognitive tasks. A convolutional neural network is also known as a ConvNet

Algorithm

Step 1: Convolution Operation

The first building block in our plan of attack is convolution operation
 Step 1b: ReLU Layer

The second part of this step will involve the Rectified Linear Unit or ReLU

Step 2: Pooling

In this part, we'll cover pooling and will get to understand exactly how it generally works.

Step 3: Flattening

This will be a brief breakdown of the flattening process and how we move from pooled to flattened layers when working with Convolutional Neural Networks.

Step 4: Full Connection

In this part, everything that we covered throughout the section will be merged. By learning this, you'll get to envision a fuller picture of how Convolutional Neural Networks.

3. Experimental Results

The experimental outcomes of the proposed research are defined as follows, which will be implemented in the MATLAB 2018a software platform

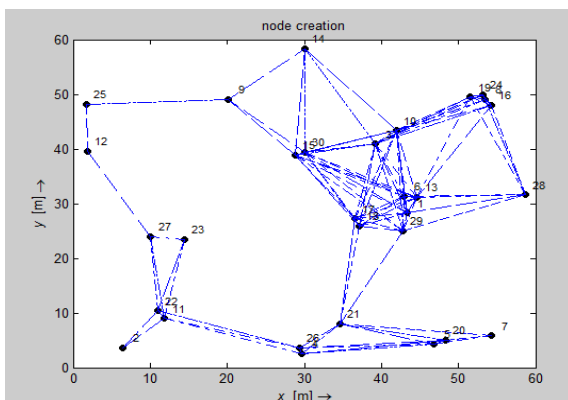


Figure 3. Node Creation

Figure 3 demonstrates a node creation representing the information in a single data structure. These nodes may contain exchanged information, condition, or data from another node.

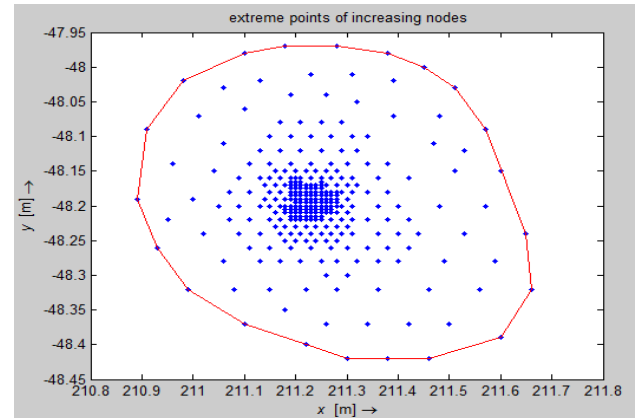


Figure 4. Computation of Extreme Points

Figure 4 demonstrates extreme points of growing nodes using a convex hull algorithm that includes all information points in the extreme point set. The message length remains bounded as the number of nodes increases.

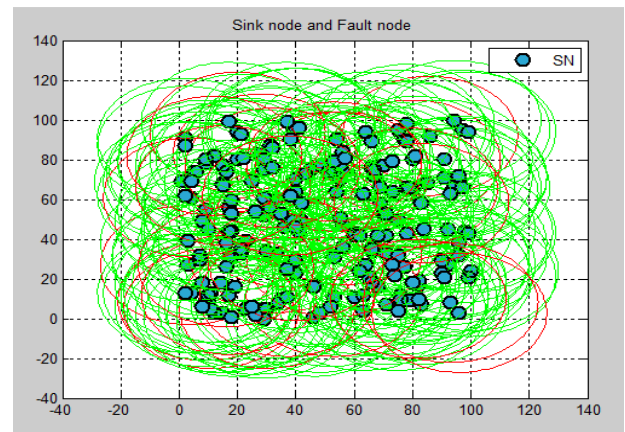


Figure 5. Sink node and Fault node

Figure 5 represents the fault and the sink node. All the communication in the wireless sensor network is taken place between source and destination. The destination is called a base station or sink node.

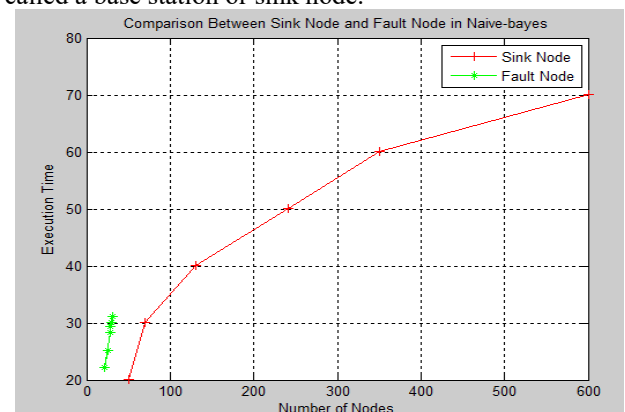


Figure 6. Comparison between Sink node and the Fault node

Figure 6 demonstrates the comparison between sink and fault node by using naïve Bayes classifier

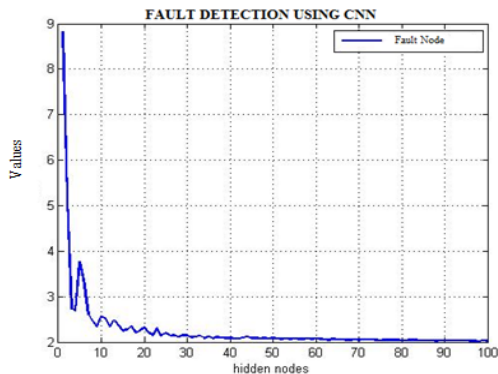


Figure 7. Fault Detection Using CNN

Figure 7 shows that the performance of Node faults detection by using a convolution neural network. The CNN technique detects fault easily from all the hidden nodes.

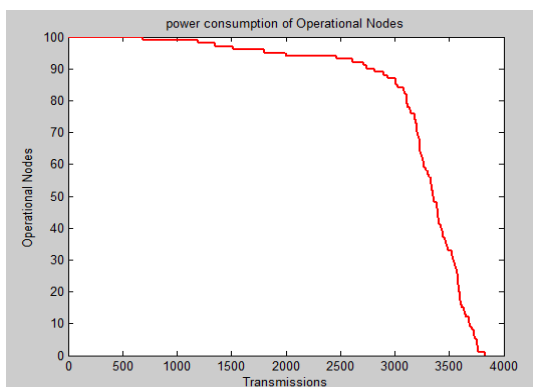


Figure 8. Power Consumption Analysis

Figure 8 shows a region where both the average length of the path and the estimated power consumption is small. In this region, with only a negligible rise in energy consumption, we can significantly enhance our suggested CNN algorithm's efficiency in terms of convergence velocity.

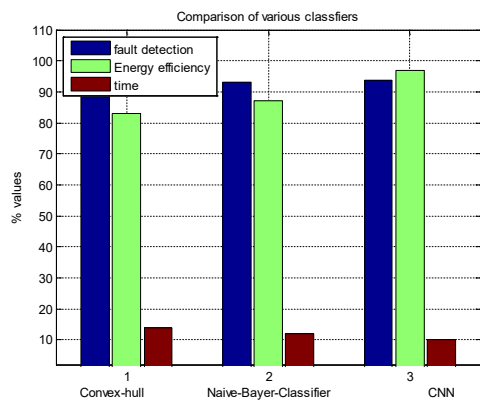


Figure 9. Performance Analysis

Figure 9 shows the performance analysis of convex hull, Naïve Bayes and CNN techniques. The deep learning method provides better results than the Naïve-Bayes algorithm and the convex hull. This proposed work easily detects the faults and gives better energy efficiency, and Here, the time consumption is very low compared to both techniques.

4. Conclusion

This paper proposed fault detection in wireless sensor network using different algorithms such as Convex hull, Naïve Bayes and convolution neural network. The convex hull algorithm relies on incremental nodes where the nodes acquired at the extreme points of their local convex hulls' duration of the message, and the number of nodes increases. The naïve Bayes and CNN improves energy efficiency and identifies the system faults in a wireless sensor network. Next, we analyzed these three algorithms' comparative study to recognize wireless sensor network information and system faults. Our findings show that CNN is doing better than other algorithms to detect faults. Simulation and experimental outcomes promote feasibility and efficiency. We will study how to use RL techniques to coordinate multiple MCs to complete the charging task in future work jointly. And the implementation of our proposed charging scheme will be performed and investigated in a practical environment.

References

- [1] Bennett, Kristin P., and Erin J. Bredensteiner. "Duality and geometry in SVM classifiers." In ICML, vol. 2000, pp. 57-64. 2000.
- [2] Caragea, Doina, Adrian Silvescu, and Vasant Honavar. "Agents that learn from distributed dynamic data sources." In Proceedings of the Workshop on Learning Agents, Agents, pp. 53-61. 2000.
- [3] K. Flouri, B. Beferull-Lozan, and P. Tsakalides, "Distributed consensus algorithms for SVM training in wireless sensor networks," in Proc. IEEE 16th Eur. Signal Process. Conf., Laussane, Switzerland, 2008, pp. 1048–1054
- [4] Forero, Pedro A., Alfonso Cano, and Georgios B. Giannakis. "Consensus-based distributed support Bertsekas and J. Tsitsiklis, Parallel and Distributed Computation: Numerical Methods. Belmont, MA, USA: Athena Scientific, 1997.
- [5] Ge, Yong-Feng, Jinli Cao, Hua Wang, Yanchun Zhang, and Zhenxiang Chen. "Distributed Differential Evolution for Anonymity-Driven Vertical Fragmentation in Outsourced Data Storage." In International Conference on Web Information Systems Engineering, pp. 213-226. Springer, Cham, 2020.
- [6] Ge, Yong-Feng, Wei-Jie Yu, Jinli Cao, Hua Wang, Zhi-Hui Zhan, Yanchun Zhang, and Jun Zhang. "Distributed Memetic Algorithm for Outsourced Database Fragmentation." IEEE Transactions on Cybernetics (2020).
- [7] Graf, Hans P., Eric Cosatto, Leon Bottou, Igor Dourdanovic, and Vladimir Vapnik. "Parallel support

- vector machines: The cascade svm." In *Advances in neural information processing systems*, pp. 521-528. 2005.
- [8] He, Q. Peter, and Jin Wang. "Fault detection using the k-nearest neighbor rule for semiconductor manufacturing processes." *IEEE transactions on semiconductor manufacturing* 20, no. 4 (2007): 345-354.
- [9] Islam, Md Rafiqul, Muhammad Ashad Kabir, Ashir Ahmed, Abu Raihan M. Kamal, Hua Wang, and AnwaarUlhaq. "Depression detection from social network data using machine learning techniques." *Health information science and systems* 6, no. 1 (2018): 1-12.
- [10] Kim, Woojin, Jaemann Park, JaehyunYoo, H. Jin Kim, and Chan Gook Park. "Target localization using ensemble support vector regression in wireless sensor networks." *IEEE transactions on cybernetics* 43, no. 4 (2012): 1189-1198.
- [11] Theodoridis, Sergios, and Michael Mavroforakis. "Reduced convex hulls: a geometric approach to support vector machines [lecture notes]." *IEEE Signal Processing Magazine* 24, no. 3 (2007): 119-122.
- [12] Vapnik, Vladimir Naumovich, and V. Vapnik. "Statistical Learning Theory, vol. 1. Hoboken." (1998).
- [13] Vimalachandran, Pasupathy, Hong Liu, Yongzheng Lin, Ke Ji, Hua Wang, and Yanchun Zhang. "Improving accessibility of the Australian My Health Records while preserving privacy and security of the system." *Health Information Science and Systems* 8, no. 1 (2020): 1-9.
- [14] Warriach, Ehsan Ullah, Kenji Tei, Tuan Anh Nguyen, and Marco Aiello. "Fault detection in wireless sensor networks: a hybrid approach." In *Proceedings of the 11th international conference on Information Processing in Sensor Networks*, pp. 87-88. ACM, 2012.
- [15] Yin, Jiao, MingJian Tang, Jinli Cao, Hua Wang, Mingshan You, and Yongzheng Lin. "Adaptive Online Learning for Vulnerability Exploitation Time Prediction." In *International Conference on Web Information Systems Engineering*, pp. 252-266. Springer, Cham, 2020.
- [16] Zhu, Kaihua, Hao Wang, Hongjie Bai, Jian Li, ZhihuanQiu, Hang Cui, and Edward Y. Chang. "Parallelizing support vector machines on distributed computers." In *Advances in Neural Information Processing Systems*, pp. 257-264. 2008.
- [17] Narcisa Roxana Mosteanu, The International EFA-IT BLOG, The International EFA-IT BLOG Information Technology innovations in Economics, Finance, Accounting, and Law.
- [18] Narcisa Roxana Mosteanu, Using Internet And Edutech Become A Primary Need Rather Than A Luxury-The Reality: A New Skilled Educational System-Digital University Campus, *International Journal of Engineering Science Technologies*, Volume 4, Number 6, pages 1-9, 2020.
- [19] Rupapara, V., Narra, M., Gonda, N. K., Thipparthy, K., & Gandhi, S. Auto-Encoders for Content-based Image Retrieval with its Implementation Using Handwritten Dataset. 2020 5th International Conference on Communication and Electronics Systems (ICCES), 289–294, 2020.
- [20] Vijai C.& Wisetsri, W. Rise of Artificial Intelligence in Healthcare Startups in India. *Advances In Management*. 14 (1) March (2021):48-52.
- [21] Rupapara, V., Thipparthy, K. R., Gunda, N. K., Narra, M., & Gandhi, S. Improving video ranking on social video platforms. 2020 7th International Conference on Smart Structures and Systems (ICSSS), 1–5, 2020.
- [22] U. Naseem, S. K. Khan, M. Farasat, and F. Ali, "Abusive Language Detection: A Comprehensive Review," *Indian Journal of Science Technology*, vol. 12, no. 45, pp. 1-13, 2019.
- [23] Rupapara, V., Narra, M., Gonda, N. K., & Thipparthy, K. (2020). Relevant Data Node Extraction:A Web Data Extraction Method for Non Contagious Data. 2020 5th International Conference on Communication and Electronics Systems (ICCES), 500–505.
- [24] U. Naseem, I. Razzak, S. K. Khan, and M. Prasad, "A Comprehensive Survey on Word Representation Models: From Classical to State-Of-The-Art Word Representation Language Models," *arXiv preprint arXiv:15036*, 2020.
- [25] Ishaq, A., Sadiq, S., Umer, M., Ullah, S., Mirjalili, S., Rupapara, V., & Nappi, M. (2021). Improving the Prediction of Heart Failure Patients' Survival Using SMOTE and Effective Data Mining Techniques. *IEEE Access*, 9, 39707–39716.
- [26] U. Naseem, S. K. Khan, I. Razzak, and I. A. Hameed, "Hybrid words representation for airlines sentiment analysis," in *Australasian Joint Conference on Artificial Intelligence*, 2019, pp. 381-392: Springer
- [27] S. Suman Rajest, D.K. Sharma, R. Regin and Bhopendra Singh, "Extracting Related Images from E-commerce Utilizing Supervised Learning", *Innovations in Information and Communication Technology Series*, pp. 033-045, 28 February, 2021.
- [28] Souvik Ganguli, Abhimanyu Kumar, Gagandeep Kaur, Prasanta Sarkar and S. Suman Rajest, "A global optimization technique for modeling and control of permanent magnet synchronous motor drive", *Innovations in Information and Communication Technology Series*, pp. 074-081, 28 February, 2021.
- [29] Jappreet Kaur, Tejpal Singh Kochhar, Souvik Ganguli and S. Suman Rajest, "Evolution of Management System Certification: An overview", *Innovations in Information and Communication Technology Series*, pp. 082-092, 28 February, 2021.
- [30] R. Regin, S. Suman Rajest and Bhopendra Singh, "Spatial Data Mining Methods Databases and Statistics Point of Views", *Innovations in Information and Communication Technology Series*, pp. 103-109, 28 February, 2021.
- [31] Rustam, F., Khalid, M., Aslam, W., Rupapara, V., Mehmood, A., & Choi, G. S. A performance comparison of supervised machine learning models for Covid-19 tweets sentiment analysis. *PLOS ONE*, 16(2), e0245909, 2021. <https://doi.org/10.1371/journal.pone.0245909>
- [32] Yousaf, A., Umer, M., Sadiq, S., Ullah, S., Mirjalili, S., Rupapara, V., & Nappi, M. Emotion Recognition by Textual Tweets Classification Using Voting, 2021b.
- [33] S. K. Khan, M. Farasat, U. Naseem, and F. Ali, "Link-level Performance Modelling for Next-Generation UAV Relay with Millimetre-Wave Simultaneously in Access and Backhaul," *Indian Journal of Science Technology*, vol. 12, no. 39, pp. 1-9, 2019.
- [34] S. K. Khan, U. Naseem, H. Siraj, I. Razzak, and M. J. I. W. C. Imran, "The role of unmanned aerial vehicles and mmWave in 5G: Recent advances and challenges," *Transactions on Emerging Telecommunications Technologies*, p. e4241.
- [35] Pandya, S.; Ambient Acoustic Event Assistive Framework for Identification, Detection, and Recognition of Unknown Acoustic Events of a Residence, *Advanced Engineering Informatics*, Elsevier. (<http://www.sciencedirect.com/science/article/pii/S147403462030207X>)

- [36] Srivastava A, Jain S, Miranda R, Patil S, Pandya S, Kotecha K. 2021. Deep learning-based respiratory sound analysis for detection of chronic obstructive pulmonary disease. *PeerJ Computer Science* 7:e369 <https://doi.org/10.7717/peerj-cs.369>, imf:3.09.
- [37] Ghayvat, H.; Pandya, S.; Awais, M. ReCognizing SUspect and PredictiNg ThE SpRead of Contagion Based on Mobile Phone LoCation DaTa: A System of identifying COVID-19 infectious and hazardous sites, detecting disease outbreaks based on internet of things, edge computing and artificial intelligence, Sustainable Cities and Society.
- [38] Pandya, S.; Ghayvat, H.; Sur, A.; Awais, M.; Kotecha, K.; Saxena, S.; Jassal, N.; Pingale, G. Pollution Weather Prediction System: Smart Outdoor Pollution Monitoring and Prediction for Healthy Breathing and Living. *Sensors*, 2020, 20, 5448. <https://doi.org/10.3390/s20185448>.
- [39] Pandya, S., Sur, A. and Kotecha, K., "Smart epidemic tunnel: IoT-based sensor-fusion assistive technology for COVID-19 disinfection", *International Journal of Pervasive Computing and Communications*, Emerald Publishing, 2020, <https://doi.org/10.1108/IJPC-07-2020-0091>.
- [40] Awais, M.; Ghayvat, H.; Krishnan Pandarathodiyil, A.; Nabillah Ghani, W.M.; Ramanathan, A.; Pandya, S.; Walter, N.; Saad, M.N.; Zain, R.B.; Faye, I. Healthcare Professional in the Loop (HPIL): Classification of Standard and Oral Cancer-Causing Anomalous Regions of Oral Cavity Using Textural Analysis Technique in Autofluorescence Imaging. *Sensors*, 2020, 20, 5780.
- [41] Patel, C.I.; Labana, D.; Pandya, S.; Modi, K.; Ghayvat, H.; Awais, M. Histogram of Oriented Gradient-Based Fusion of Features for Human Action Recognition in Action Video Sequences. *Sensors* 2020, 20, 7299.
- [42] Ghayvat, H.; Awais, M.; Pandya, S.; Ren, H.; Akbarzadeh, S.; Chandra Mukhopadhyay, S.; Chen, C.; Gope, P.; Chouhan, A.; Chen, W. Smart Aging System: Uncovering the Hidden Wellness Parameter for Well-Being Monitoring and Anomaly Detection. *Sensors* 2019, 19, 766.
- [43] Sur S., Pandya, S., Ramesh P. Sah, Ketan Kotecha & Swapnil Narkhede, Influence of bed temperature on performance of silica gel/methanol adsorption refrigeration system at adsorption equilibrium, *Particulate Science and Technology*, Taylor and Francis, impact factor: 1.7, 2020.
- [44] Barot, V., Kapadia, V., & Pandya, S., QoS Enabled IoT Based Low Cost Air Quality Monitoring System with Power Consumption Optimization, *Cybernetics and Information Technologies*, 2020, 20(2), 122-140.
- [45] Sur, A., Sah, R., Pandya, S., Milk storage system for remote areas using solar thermal energy and adsorption cooling, *Materials Today*, Volume 28, Part 3, 2020, Elsevier, Pages 1764-1770, ISSN 2214-7853.
- [46] D.S. Hooda, Sonali Saxena and D.K. Sharma, "A Generalized R-Norm Entropy and Coding Theorem" *International Journal of Mathematical Sciences and Engineering Applications*, Vol.5(2), pp.385-393, 2011.
- [47] D.S. Hooda and D.K. Sharma, "Bounds on Two Generalized Cost Measures" *Journal of Combinatorics, Information & System Sciences*, Vol. 35(3-4), pp. 513-530, 2010
- [48] D.K. Sharma and D.S. Hooda, "Generalized Measures of 'Useful' Relative Information and Inequalities" *Journal of Engineering, Management & Pharmaceutical Sciences*, Vol.1(1), pp.15-21, 2010.
- [49] D.S. Hooda and D.K. Sharma "Exponential Survival Entropies and Their Properties" *Advances in Mathematical Sciences and Applications*, Vol. 20, pp. 265-279, 2010.
- [50] Rao, A. N., Vijayapriya, P., Kowsalya, M., & Rajest, S. S. Computer Tools for Energy Systems. In *International Conference on Communication, Computing and Electronics Systems* (pp. 475-484). Springer, Singapore, 2020.
- [51] Gupta J., Singla M.K., Nijhawan P., Ganguli S., Rajest S.S. An IoT-Based Controller Realization for PV System Monitoring and Control. In: Haldorai A., Ramu A., Khan S. (eds) *Business Intelligence for Enterprise Internet of Things*. EAI/Springer Innovations in Communication and Computing. Springer, Cham, 2020.
- [52] Sharma M., Singla M.K., Nijhawan P., Ganguli S., Rajest S.S. An Application of IoT to Develop Concept of Smart Remote Monitoring System. In: Haldorai A., Ramu A., Khan S. (eds) *Business Intelligence for Enterprise Internet of Things*. EAI/Springer Innovations in Communication and Computing. Springer, Cham, 2020.
- [53] Ganguli S., Kaur G., Sarkar P., Rajest S.S. An Algorithmic Approach to System Identification in the Delta Domain Using FAdFPA Algorithm. In: Haldorai A., Ramu A., Khan S. (eds) *Business Intelligence for Enterprise Internet of Things*. EAI/Springer Innovations in Communication and Computing. Springer, Cham, 2020.
- [54] Singla M.K., Gupta J., Nijhawan P., Ganguli S., Rajest S.S. (2020) Development of an Efficient, Cheap, and Flexible IoT-Based Wind Turbine Emulator. In: Haldorai A., Ramu A., Khan S. (eds) *Business Intelligence for Enterprise Internet of Things*. EAI/Springer Innovations in Communication and Computing. Springer, Cham
- [55] R. Arulmurugan and H. Anandakumar, "Early Detection of Lung Cancer Using Wavelet Feature Descriptor and Feed Forward Back Propagation Neural Networks Classifier," *Lecture Notes in Computational Vision and Biomechanics*, pp. 103–110, 2018. doi:10.1007/978-3-319-71767-8_9
- [56] Haldorai, A. Ramu, and S. Murugan, "Social Aware Cognitive Radio Networks," *Social Network Analytics for Contemporary Business Organizations*, pp. 188–202. doi:10.4018/978-1-5225-5097-6.ch010
- [57] R. Arulmurugan and H. Anandakumar, "Region-based seed point cell segmentation and detection for biomedical image analysis," *International Journal of Biomedical Engineering and Technology*, vol. 27, no. 4, p. 273, 2018.
- [58] M. Suganya and H. Anandakumar, "Handover based spectrum allocation in cognitive radio networks," 2013 *International Conference on Green Computing, Communication and Conservation of Energy (ICGCE)*, Dec. 2013.
- [59] D Datta, S Mishra, SS Rajest "Quantification of tolerance limits of engineering system using uncertainty modeling for sustainable energy" *International Journal of Intelligent Networks*, Vol.1, 2020, pp.1-8,
- [60] Leo Willyanto Santoso, Bhopendra Singh, S. Suman Rajest, R. Regin, Karrar Hameed Kadhim, "A Genetic Programming Approach to Binary Classification Problem" *EAI Endorsed Transactions on Energy*, Vol.8, no. 31, pp. 1-8, 2021. DOI: 10.4108/eai.13-7-2018.165523
- [61] Dr. Laxmi Lidiya. S. Suman, Rajest, "Correlative Study and Analysis for Hidden Patterns in Text Analytics Unstructured Data using Supervised and Unsupervised Learning techniques" in *International Journal of Cloud Computing*, *International Journal of Cloud Computing (IJCC)*, Vol. 9, No. 2/3, 2020.